



1/12th scale Passport Printie
Provided by Preble McDaniel (aka Mini Bunny)


USA



Canada



Blank page



A

B

C

Print this page and cut out each page you wish to use.

The passport typically has 7 pgs plus the cover. For the 1/12th scale example pictured, I used the cover and two pages inside due to thickness. A total of 3 pieces.

I cut out the pages and then folded each in half with the printing inside. Pic A Don't worry too much about the inside pages extending beyond the cover right now.

These were then stacked one on top each other and glued back to back. I used tacky glue and my finger to smear it. I didn't want to add thickness from other glue product. Pic B

Once the three pages were glued together, I then glued the cover around.

Then I trimmed the pages to be same inside the cover. I cut the corners at angle.

Last, holding the pages together, I used an emery board to round the corners.